


Learner Achievement Code URL Redemption

Learner receives the Achievement Code URL sometime before the end of the course, from the Learning Partner.

Learner clicks the link.

If not signed into Microsoft Learn, the Learner is prompted to sign-in to their Learn profile.

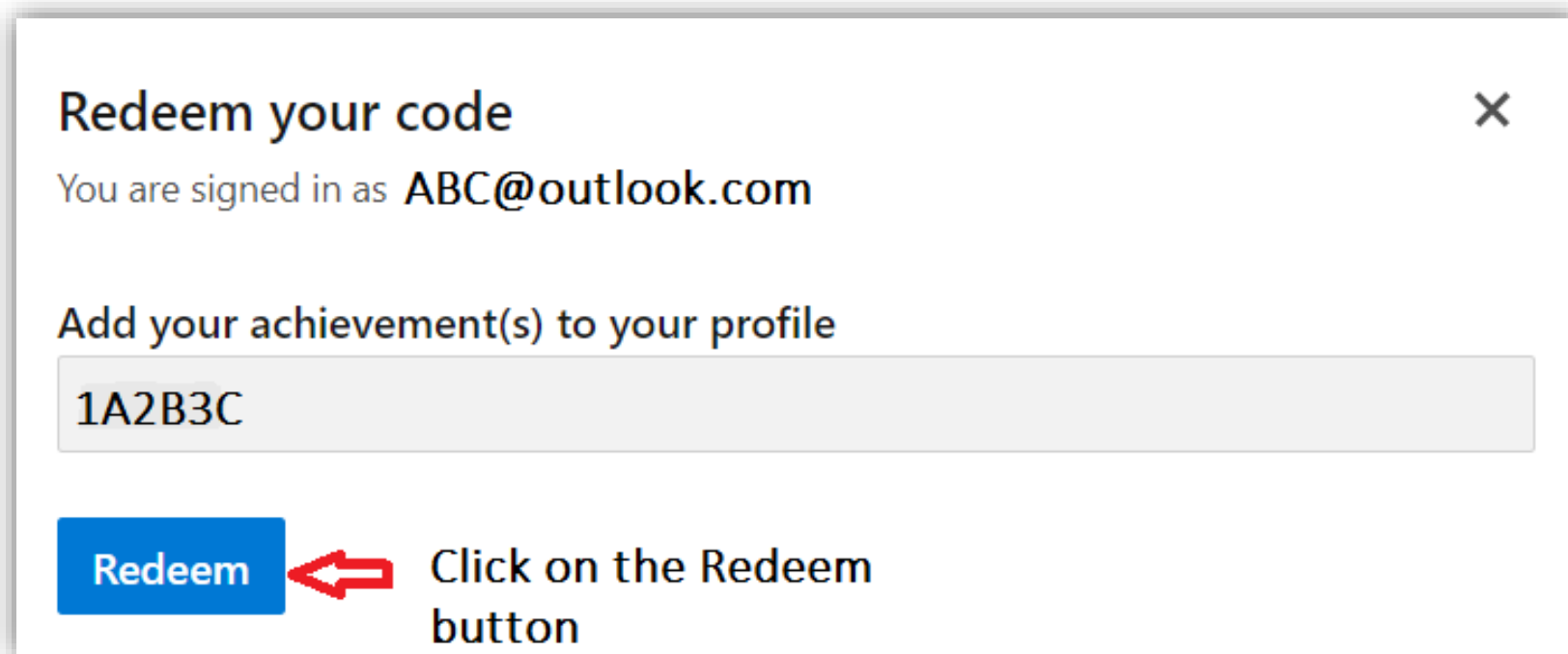
A screenshot of the Microsoft sign-in page. At the top left is the Microsoft logo. Below it is the text "Sign in". There is a text input field with the placeholder text "Email, phone, or Skype". Below the input field are two links: "No account? Create one!" and "Can't access your account?". At the bottom right, there are two buttons: a grey "Back" button and a blue "Next" button. A red arrow points from the bold text on the left towards the sign-in page.

Learner Achievement Code URL Redemption

- **Sample URL: click on the link shared by Learning Partner**

https://learn.microsoft.com/enus/users/me/achievements?redeem=1A2B3C&WT.mc_id=ilt_partner_webpage_wwl&ocid=XXXXX


- **It will take you to a redemption code:**



Redeem your code ×

You are signed in as **ABC@outlook.com**

Add your achievement(s) to your profile

Redeem  Click on the Redeem button

Learner Achievement Code URL Redemption

Once the code is redeemed, it will take couple of minutes for the badges to appear.


DO NOT close the window



Redeem your code ×

You are signed in as ABC@outlook.com

Add your achievement(s) to your profile




It might take a couple of minutes for the badges to appear.

A success message will appear.

Note: Module badges are earned as the Learner progresses through the class. When the Learner redeems the Achievement Code URL, a course badge is added to the Learner's profile



×



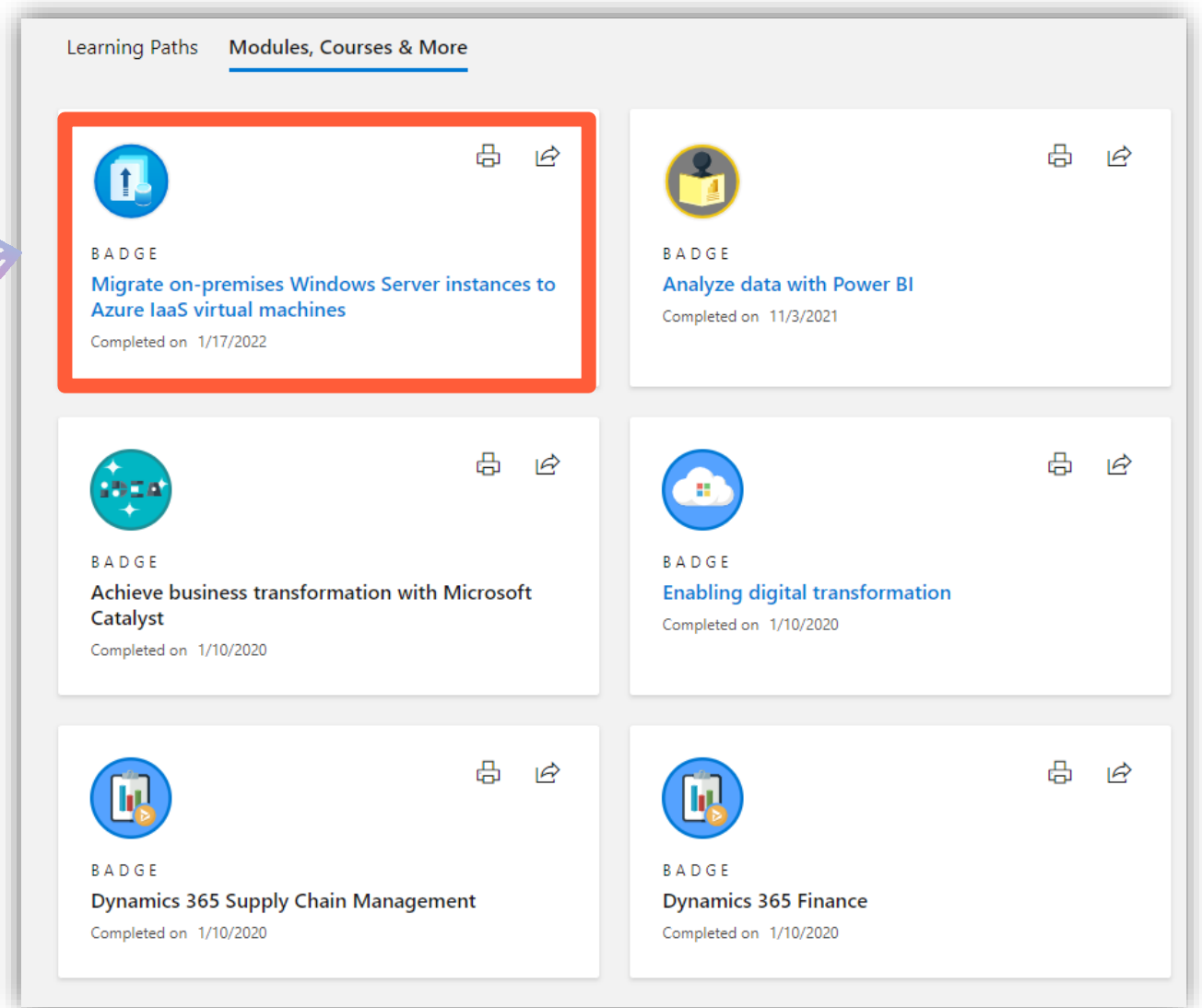
We've added your achievement(s) to your profile!

[View profile](#)

Learner Achievement Code URL Redemption

Once signed in, the achievement is added to their Learn Profile.

NOTE: When the achievement is added to the Learner profile, KPIs are assigned to the Learning Partner.



Learning Paths Modules, Courses & More

BADGE
Migrate on-premises Windows Server instances to Azure IaaS virtual machines
Completed on 1/17/2022

BADGE
Analyze data with Power BI
Completed on 11/3/2021

BADGE
Achieve business transformation with Microsoft Catalyst
Completed on 1/10/2020

BADGE
Enabling digital transformation
Completed on 1/10/2020

BADGE
Dynamics 365 Supply Chain Management
Completed on 1/10/2020

BADGE
Dynamics 365 Finance
Completed on 1/10/2020